



MTB PRODUCT GUIDE

TWENTY 4





IN THE FOOTHILLS OF LOS ANGELES, CA
IN THE EARLY 1960'S THINGS WERE A BIT
DIFFERENT. THE DECADE OF CHANGE WAS
RAPIDLY APPROACHING AND THE LANDSCAPE
OF AMERICA WAS QUICKLY TAKING ROOT IN
THE VALLEYS AND MOUNTAINS SURROUNDING
THE CITY OF ANGELS. IT WAS HERE ALONG
THE LOCAL MOUNTAINS AND TRAILS A YOUNG
MAN NAMED JIM O'NEAL WOULD RIDE HIS
MODIFIED TRIUMPH MOTORCYCLE TO SCHOOL
AND WOULD FIND HIMSELF TAKING THE SAME
TRIUMPH THROUGH THE DIRT AND TRACKS
INTO THE HILLSIDES ABOVE THE CITY.






MTB FULLFACE HELMET RANGE


TRANSITION



BLADE



FURY




SL-1



BACKFLIP



SONUS







TRANSITION HELMET

Ultra lightweight DH helmet with ultimate ventilation

CONSTRUCTION & FIT

1. Use: DH & Enduro
2. Race fit
3. Lightweight PC-Inmold
4. Ultimate ventilation with 8 inlet and 9 outlet over-sized vents

MAXIMUM SAFETY

5. Fidlock® magnetic closure
6. IPX® ACells included
7. twICEme technology integrated

FEATURES


8. Removable, sweat-absorbing and washable padded comfort inner liner
9. Fixed peak for optimized aerodynamic and airflow
10. Airflaps™ compatible
11. Art graphics available

Standard: CPSC, EN1078, ASTM 1952 DH

Weight (M size): 830g (+/-50g)

Sizes: XS-XXL

Shell/EPS: 2



Twiceme Technology | twICEme



Download on the
App Store

GET IT ON
Google Play

twICEme



What is the twICEme® technology?

twICEme® is a technology integrated into equipment like bike helmets. It allows people around you to take the correct action faster after an incident. The technology includes the twICEme® functional symbol, the app, and the device.

What info can I access on twICEme®?

The user, and the user only, always decides how much or how little information to upload on its equipment. It could be important medical information, medical history, phone numbers to loved ones, insurance info, coordinates, and more. This data is stored locally and not uploaded or shared to a cloud.

How do I access this safety information?

With a tap of a smartphone on the twICEme® functional symbol, which indicates an integrated digital device, you're able to simply access the info in seconds using Near Field Communication (NFC).



BLADE HELMET



High performance top model

CONSTRUCTION & FIT

1. Use: Downhill & Enduro
2. Race fit
3. ABS outer shell (also available in Carbon)
4. Ventilation with 13 inlet and 10 outlet vents

MAXIMUM SAFETY

5. Fidlock® magnetic closure
 6. Plastic break-away peak screws (aluminium on Carbon model)
 7. Emergency pull straps on cheek pads
 8. IPX® ACells included*
- *(only in Carbon version; ABS as optional after-market upgrade)

FEATURES

9. Coolmax® lining with antibacterial Polygiene® treatment
10. Removable, sweat-absorbing and washable padded comfort inner liner
11. Height-adjustable peak
12. Airflaps™ compatible
13. Hydration hose guide optional available
14. GoPro® mount included
15. Art graphics available

Standard: CPSC, EN1078

Weight ABS (M size): 1.190g (+/-50g)

Weight Carbon (M size): 1.100g (+/-50g)

Sizes: XS-XL

Shell/EPS: 2/2



*only in Carbon version;
ABS as optional after-market upgrade)

FURY HELMET



GoPro® mount included lightweight ABS helmet

CONSTRUCTION & FIT

1. Use: Downhill
2. Comfort fit
3. ABS outer shell
4. Optimal ventilation with 10 inlet and 5 outlet vents

MAXIMUM SAFETY

5. Fidlock® magnetic closure
6. Plastic break-away peak screws

FEATURES

7. Removable, sweat-absorbing and washable padded comfort inner liner
8. Height-adjustable peak
9. Airflaps™ compatible
10. GoPro® mount included
11. Art graphics available

Standard: CPSC, EN1078

Weight (M size): 1.040g (+/-50g)

Sizes: XS-XL

Shell/EPS: 1/1





SL-1 HELMET



2 shells in superlight inmold technology

CONSTRUCTION & FIT

1. Use: Downhill
2. Comfort fit
3. PC outer shell and EPS in inmold technology
4. Optimal ventilation with 11 inlet and 9 outlet vents

MAXIMUM SAFETY

5. Fidlock® magnetic closure
6. Plastic break-away peak screws

FEATURES


7. Removable, sweat-absorbing and washable padded comfort inner liner
8. Height-adjustable peak with 3 screw fixation
9. Airflaps™ compatible
10. GoPro® mount compatible

Standard: CPSC, EN1078, ASTM1952 DH

Weight (M size): 740g (+/-50g)

Sizes: S-XL

Shell/EPS: 2/2



BACKFLIP HELMET

Top selling downhill helmet with multiple vents for ultimate ventilation

CONSTRUCTION & FIT

1. Use: Downhill
2. Comfort fit
3. ABS outer shell
4. Top ventilation with 12 inlet and 16 outlet vents

MAXIMUM SAFETY

5. Fidlock® magnetic closure
6. Plastic break-away peak screws
7. IPX® ACells ready (available as optional after-market upgrade)

FEATURES

8. Removable, sweat-absorbing and washable padded comfort inner liner
9. Height-adjustable peak
10. Airflaps™ compatible
11. Art graphics available

Standard: CPSC, EN1078, ASTM 1952 DH

Weight (M size): 1.040g (+/-50g)

Sizes: XS-XXL

Shell/EPS: 1/2





SONUS HELMET

AVAILABLE
AS
Youth



The most lightweight ABS downhill helmet in the O'Neal range

CONSTRUCTION & FIT

1. Use: Downhill
2. Comfort fit
3. ABS outer shell
4. Top ventilation with 7 inlet and 5 outlet vents

MAXIMUM SAFETY

5. Fidlock® magnetic closure
6. Plastic break-away peak screws

FEATURES

7. Removable, sweat-absorbing and washable padded comfort inner liner
8. Height-adjustable peak
9. Airflaps™ compatible
10. Race graphics available

Standard: CPSC, EN1078, ASTM 1952 DH

Weight (M size): 1.020g (+/-50g)

Sizes Adult: XS-XL

Sizes Youth M-L

Shell/EPS Adult: 1/1

Shell/EPS Youth: 1/1





HELMET ROTATIONAL IMPACT ABSORPTION TECHNOLOGY FROM O'NEAL

IPX® ACeLLs.

Welcome to the next generation of helmet safety – IPX® ACeLLs rotational impact absorption technology. It is designed to reduce head injuries caused by rotational and low-speed impacts.

The **IPX® Absorption Cells (ACeLLs)** use a specially engineered polymer foam, developed to make our helmets some of the safest on the market in the event of a crash.

Every part of each individual **IPX® ACeLLs** has been specifically engineered to work together to provide the ultimate in crash protection:

FLEX-SYSTEM & PENTA-GEOMETRY

Guarantees instant reaction to rotational impacts and enables the ACeLLs to deform depending on the direction of rotational forces to minimize head injuries.



PENTA-GEOMETRY



NORMAL POSITION

MOVING RIGHT

MOVING LEFT

INJECTED ANTI-FRICTION DISC, LOW-SPEED-IMPACT-ABSORPTION & FLEXIBLE CORE

The soft and flexible polymer material helps to protect against forces caused by low speed impacts. It absorbs these forces before the EPS (expanded polystyrene) performs its function at higher speed to protect against bigger impacts.



INJECTED ANTI-FRICTION DISC



FLEXIBLE-CORE

IPX® ACeLLs are designed to reduce head injuries caused by rotational and low-speed impacts during crashing. Pre-installed in O'NEAL's premium helmets and as option to install after-market for various MX and MTB helmets.

- **RACE-READY: IPX® ACeLLs** do not affect the fitting of the helmet liner. Helmets with **IPX® ACeLLs** do not bounce or move on the head during riding.
- **ENHANCED-FOREHEAD-PROTECTION:** The positioning of **IPX® ACeLLs** enhances the performance for direct or oblique frontal impacts, using lots of individual components and positioning them more towards the front of the helmet.





MTB HELMET FACTS



	SONUS	BACKFLIP	SL-1	FURY	BLADE	TRANSITION
Construction	ABS	ABS	PC Inmould	ABS	Carbon	PC Inmould
Weight (+/-50g)	1.020	1.040	740	1.040	1190 (1100)	830
Ventilation inlet/outlet	7 / 5	12 / 16	11 / 9	10 / 5	13 / 10	8 / 9 oversize
Height-adjustable peak	✓	✓	✓	✓	✓	✗
Break-away peak screws	✓	✓	✓	✓	✓	✗
Coolmax® and Polygiene® lining	✗	✗	✗	✗	✓	✗
Removable liner	✓	✓	✓	✓	✓	✓
Fidlock® magnetic closure	✓	✓	✓	✓	✓	✓
Emergency pull straps on cheek pads	✗	✗	✗	✗	✓	✗
GoPro® mount included	optional	optional	✗	✓	✓	✗
Hydration hose guide optional available	✓	✓	✗	✓	✓	✗
Airflaps™ compatible	✓	✓	✓	✓	✓	✓
IPX® Acells included	✗	✗	✗	✗	✓*carbon	✓
Twiceme Technology included	✗	✗	✗	✗	✗	✓
Youth sizes available	✓	✗	✗	✗	✗	✗
Standard	CPSC, EN1078, ASTM 1952 DH	CPSC, EN1078, ASTM 1952 DH	CPSC, EN1078, ASTM1952 DH	CPSC, EN1078	CPSC, EN1078	CPSC, EN1078
Sizes adult	XS-XL	XS-XXL	S-XL	XS-XL	XS-XXL	XS-XXL
Sizes youth	M-L	✗	✗	✗	✗	✗
Number of Shells/EPS	1 / 1	1 / 2	2 / 2	1 / 1	2 / 2	2 / 2
Fit	Comfort fit	Comfort fit	Comfort fit	Comfort fit	Race fit	Race fit




MTB OPENFACE HELMET RANGE

PIKE



TRAILFINDER



DEFENDER



MATRIX



DIRT LID



PIKE HELMET



MTB helmet with ultimate ventilation

CONSTRUCTION & FIT

1. Use: Trail
2. Lightweight PC-Inmold construction
3. 2-shell system
4. Ultimate ventilation with 4 inlet and 14 outlet vents
5. Retention system for perfect individual fit and easy one-hand adjustment
6. 3D multi-positioning system

MAXIMUM SAFETY

7. Fidlock® magnetic closure
8. IPX® ACells optional
9. Extended coverage at the back of the head

FEATURES

10. Removable, sweat-absorbing and washable padded comfort inner liner
11. Height-adjustable peak
12. Goggle compatible

Standard: CPSC, EN1078

Weight (M size): 360g (+/-25g)

Sizes: S-M / L-XL

Shell/EPS: 2



*optional





TRAILFINDER HELMET

MTB helmet with ultimate ventilation

CONSTRUCTION & FIT

1. Use: Trail
2. Lightweight PC-Inmold construction
3. 2-shell system
4. Top ventilation with 4 in and 8 outlet vents
5. Retention system for perfect individual fit and easy one-hand adjustment
6. 3D multi-positioning system

MAXIMUM SAFETY

7. Fidlock® magnetic closure
8. IPX® ACells optional available
9. Extended coverage at the back of the head

FEATURES

10. Removable, sweat-absorbing and washable padded comfort inner liner
11. Height-adjustable peak
12. Goggle compatible
13. Rubberized goggle anti-slip patch
14. Multiple colors available

Standard: CPSC, EN1078

Weight: 330g (+/-50g)

Sizes: S-M / L-XL

Shell/EPS: 2



DEFENDER HELMET



Perfect fit with 3D multi-positioning system and top ventilation

CONSTRUCTION & FIT

1. Use: Trail
2. Lightweight PC-Inmold construction
3. 2-shell system
4. Top ventilation with 5 inlet and 9 outlet vents
5. Retention system for perfect individual fit and easy one-hand adjustment
6. 3D multi-positioning system

MAXIMUM SAFETY

7. Fidlock® magnetic closure
8. Extended coverage at the back of the head

FEATURES

9. Removable, sweat-absorbing and washable padded comfort inner liner
10. Height-adjustable peak
11. Goggle compatible
12. Multiple colors available

Standard: CPSC, EN1078

Weight (M size): 380g (+/-25g)

Sizes: S-M / L-XL

Shell/EPS: 2





MATRIX HELMET



Best cost-performance perspective

CONSTRUCTION & FIT

1. Use: Trail
2. Lightweight PC-Inmold construction
3. 2-shell system
4. Top ventilation with 5 inlet and 9 outlet vents
5. Retention system for perfect individual fit and easy one-hand adjustment

MAXIMUM SAFETY

6. IPX® ACCells optional available

FEATURES

7. Removable, sweat-absorbing and washable padded comfort inner liner
8. Multiple colors available

Standard: CPSC, EN1078

Weight (M size): 290g (+/-25g)

Sizes: S-M / L-XL

Shell/EPS: 2



*optional



DIRT LID HELMET



AVAILABLE
AS
Youth

CONSTRUCTION & FIT

1. Use: BMX
2. Robust ABS shell
3. Optimal ventilation with 2 inlets and 9 outlet vents
4. Retention system for perfect individual fit and easy one-hand adjustment

MAXIMUM SAFETY

5. Fidlock® magnetic closure
6. Extended coverage at the back of the head

FEATURES

7. Removable, sweat-absorbing and washable padded comfort inner liner


Standard: CPSC, EN1078

Weight (M size): 480g (+/-25g)

Sizes Adult: S-M / L-XL

Sizes Youth: S / M / L

Shell/EPS: 3/3





MTB OPEN FACE HELMET FACTS



	DIRT LID	MATRIX	DEFENDER	TRAILFINDER	PIKE
Construction	ABS	PC Inmould	PC Inmould	PC Inmould	PC Inmould
2-shell system	✗	✗	✓	✓	✓
Extended coverage at back of head	✗	✗	✓	✓	✓
Weight (+/-25g)	480	290	380	330	360
Easy one-hand retention system	✓	✓	✓	✓	✓
Ventilation inlet/outlet	2 / 9	5 / 9	5 / 9	4 / 8	4 / 14
Height-adjustable peak	✗	✗	✓	✓	✓
Removable liner	✗	✓	✓	✓	✓
Fidlock® magnetic closure	✓	✗	✓	✓	✓
Goggle compatible	✗	✓	✓	✓	✓
Rubberized goggle anti-slip patch	✗	✗	✗	✓	✗
IPX® Acells optional	✗	✓	✗	✓	✓
Standard:	CPSC, EN1078	CPSC, EN1078	CPSC, EN1078	CPSC, EN1078	CPSC, EN1078
Sizes:	XS-XL	S-M/L-XL	S-M/L-XL	S-M/L-XL	S-M/L-XL
Number of Shells/EPS:	1	1	2	2	2



MTB JERSEYS

	ELEMENT FR JERSEY	PIN IT JERSEY	MATRIX FR JERSEY	SLICKROCK JERSEY
MEN				
	ELEMENT FR JERSEY	SOUL JERSEY	SLICKROCK JERSEY	
WOMEN				

ELEMENT FR JERSEY

Designed in collaboration with 4-time UCI DH World Champion

STYLE

1. Long tail to tuck jersey securely into pants/ shorts

FEATURES

2. Fast-wicking, quick-drying, breathable fabric
3. 4-way stretch material
4. Mesh panels under arms for extra ventilation and comfort
5. Lazer-cut ventilation holes

MATCH

6. Can be worn with or without protection
7. Matches all shorts and pants in the range
8. Available in various colours



Sizes: S-XXL

Fit: Slim

Fabric: 100% Polyester





PIN IT JERSEY



STYLE

1. Shorter front and drop tail for a great fit when on the bike

FEATURES

2. Fast-wicking, quick-drying, breathable fabric
3. Flat-locked seams for added comfort
4. Mesh panels under arms for extra ventilation and comfort
5. Lazer-cut ventilation holes
6. Hidden secure side back pocket with zipper
7. Built-in goggle / sunglasses wipe

MATCH

8. Matches with PIN IT and ROCKSTACKER Shorts
9. Available in various colours



Sizes: S-XXL

Fit: Regular

Fabric: 100% Polyester



MATRIX FR JERSEY



STYLE

1. Shorter front and drop tail for a great fit when on the bike

FEATURES

2. Fast-wicking, quick-drying, breathable fabric
3. 4-way stretch material

MATCH

4. Matches all shorts and pants in the range

Sizes: S-XXL

Fit: Relaxed

Fabric: 100% Polyester





SLICKROCK JERSEY



STYLE

1. regular cut

FEATURES

2. Comfortable, soft, quick-drying, anti-bacterial fabric
3. Comfortable round collar

MATCH

4. Matches all shorts and pants in the range
5. Available in various colours



sizes: S-XXL

Fit: Relaxed

Fabric: 100% Polyester



ELEMENT FR WOMEN'S JERSEY

Designed in collaboration with 4-time UCI DH World Champion

STYLE

1. Drop tail to tuck jersey securely into pants/ shorts

FEATURES

2. Fast-wicking, quick-drying, breathable fabric
3. 4-way stretch material
4. Mesh panels under arms for extra ventilation and comfort
5. Lazer-cut ventilation holes

MATCH

6. Matches all shorts and pants in the range
7. Available in various colours



Sizes: S-XL

Fit: Slim

Fabric: 100% Polyester





SOUL WOMEN'S JERSEY



STYLE

1. Shorter front and drop tail for a great fit when on the bike

FEATURES

2. Fast-wicking, quick-drying, breathable fabric
3. Flat-locked seams for added comfort
4. Mesh panels under arms for extra ventilation and comfort
5. Lazer-cut ventilation holes
6. Hidden secure side back pocket with zipper
7. Built-in goggle / sunglasses wipe

MATCH


8. Matches with SOUL shorts
9. Available in various colours



Sizes: S-XL

Fit: Slim

Fabric: 100% Polyester



SLICKROCK WOMEN'S JERSEY



STYLE

1. regular cut

FEATURES

2. Comfortable, soft, quick-drying, anti-bacterial fabric
3. Comfortable round collar

MATCH

4. Matches all shorts and pants in the range
5. Available in various colours



Sizes: S-XXL

Fit: Regular

Fabric: 100% Polyester





MTB JERSEYS FACTS - MEN



MEN	ELEMENT FR	PIN IT	MATRIX FR	SLICKROCK
Regular cut	✗	✗	✗	✓
Drop tail	✓	✓	✓	✗
Fast-wicking, quick-drying, breathable fabric	✓	✓	✓	✗
Soft finish	✗	✗	✗	✓
Anti-bacterial	✗	✗	✗	✓
4-way stretch material	✓	✗	✓	✗
Flat-locked seams	✗	✓	✗	✗
Pockets	✗	✓ ¹	✗	✗
Mesh panels	✓	✓	✗	✗
Laser-cut ventilation holes	✓	✓	✗	✗
Goggle / sunglasses wipe	✗	✓	✗	✗
Youth sizes available	✓	✗	✗	✗
Sizes	S - XXL	S - XXL	S - XXL	S - XXL
Fit	slim	regular	relaxed	comfort
Fabric	100% Polyester	100% Polyester	100% Polyester	100% Polyester



MTB JERSEYS FACTS - WOMEN



WOMEN	ELEMENT FR	SOUL	SLICKROCK
Regular cut	✗	✗	✓
Drop tail	✓	✓	✗
Fast-wicking, quick-drying, breathable fabric	✓	✓	✗
Soft finish	✗	✗	✓
Anti-bacterial	✗	✗	✓
4-way stretch material	✓	✗	✗
Flat-locked seams	✗	✓	✗
Pockets	✗	✓ ¹	✗
Mesh panels	✓	✓	✗
Laser-cut ventilation holes	✓	✓	✗
Goggle / sunglasses wipe	✗	✓	✗
Youth sizes available	✗	✗	✗
Sizes	S - XL	S - XL	S - XL
Fit	slim	slim	regular
Fabric	100% Polyester	100% Polyester	100% Polyester



MTB SHORTS & PANTS

SHORTS	ELEMENT FR SHORTS	ROCKSTACKER SHORTS	PIN IT SHORTS	MATRIX CHAMOIS	MATRIX SHORTS	SOUL WOMEN
						
LONG PANTS	LEGACY PANTS	TRAILFINDER PANTS (MEN & WOMEN)				
						
WATERPROOF	MUD WP SHORT	PREDATOR WP PANTS				
						

ELEMENT FR SHORTS



AVAILABLE
AS
WOMEN'S

AVAILABLE
AS
Youth

Designed in collaboration with 4-time UCI DH World Champion

STYLE

1. Cut: Over-knee
2. Stream-lined design for aerodynamics while riding/ racing

FEATURES

3. Fast-wicking, quick-drying, breathable fabric
4. 2-way stretch
5. Stretch panels on crotch, top of seat & waist for improved freedom-of-movement Abrasion-resistant seat and side panels
6. Lazer-cut ventilation holes
7. 2 side zipper pockets
8. Handy hang tab on back of waist for drying and storage
9. Double-popper waist closure with side adjustment belts for secure and precise fit

MATCH

10. Matches with ELEMENT FR Jerseys
11. Compatible with O'NEAL MTB Inner Chamois Short

Sizes Men: 28 -38

Sizes Women: XS-XL

Sizes Youth: 22-28

Fit: slim

Fabric: 90% Polyester, 10% Nylon





ROCKSTACKER SHORTS



STYLE

1. Cut: Over-knee
2. Pre-shaped leg and high waistband provide a good and comfortable fit on the bike

FEATURES

3. Lightweight, fast-wicking, quick-drying, breathable fabric
4. 4-way stretch material
5. Lazer-cut ventilation holes
6. 2 side zipper pockets
7. Handy hang tab on back of waist for drying and storage
8. Double-popper waist closure with side adjustment belts for secure and precise fit
9. Extended over-the-knee cut to cover top of pads when riding

MATCH

10. Matches all Jerseys in the range
11. Compatible with O'NEAL MTB Inner Chamois Short
12. Available in various colours



Sizes: 28 / 30/32/34/36/38

Fit: Slim

Fabric: 100% Polyester



PIN IT SHORTS

The PIN IT Shorts is the lightest short from O'NEAL.

STYLE

1. Cut: Above-knee shorts
2. Active cut with shorter leg length
3. Pre-shaped leg and high waistband provide a good and comfortable fit on the bike

FEATURES

4. Extra lightweight, fast-wicking, quick-drying, breathable fabric
5. Abrasion-resistant seat panel
6. Lazer-cut ventilation holes
7. 2 side & 1 back zipper pockets
8. Double-popper waist closure with side adjustment belts for secure and precise fit

MATCH

9. Matches with PIN IT Jerseys
10. Compatible with O'NEAL MTB Inner Chamois Short

Sizes: 28 / 30/32/34/36/38

Fit: comfort

Fabric: 100% Polyester





MATRIX CHAMOIS SHORTS



STYLE

1. Cut: Over-knee
2. Cut to sit over knee and pads even when pedalling

FEATURES

3. Lightweight, breathable and quick-drying fabric
4. 4-way stretch material
5. Waist closure with four snaps ensures a precise and secure fit
6. 1 side zipper pocket
7. Removable Chamois inner short included

MATCH

8. Matches with all Jerseys in the range

Sizes: 28, 30, 32, 34, 36, 38

Fit: relaxed

Fabric: 100% Polyester



MATRIX SHORTS



AVAILABLE
AS
WOMEN'S

AVAILABLE
AS
Youth

STYLE

1. Cut: Over-knee
2. Cut to sit over knee and pads even when pedalling

FEATURES

3. Lightweight, breathable and quick-drying fabric
4. 4-way stretch material
5. Waist closure with four snaps ensures a precise and secure fit
6. 1 side zipper pockets

MATCH

7. Matches with all Jerseys in the range
8. Compatible with O'NEAL MTB Inner Chamois Short
9. Available in various colours



Sizes Men: 28-38

Sizes Women: XS-XL

Sizes Youth: 22-28

Fit: relaxed

Fabric: 100% Polyester





SOUL WOMEN'S SHORTS



100% performance, 100% riding fun - high-quality gear from O'NEAL

STYLE

1. Cut: Over-knee
2. Over-the-knee length to also cover the knee pads when riding
3. The pre-shaped leg offers you the best comfort on the bike

FEATURES

4. Lightweight, breathable and quick-drying fabric
5. 4-way stretch material
6. Lazer-cut ventilation holes
7. 2 side zipper pockets
8. Double-popper waist closure with side adjustment belts for secure and precise fit

MATCH

9. Matches with SOUL Jerseys
10. Compatible with O'NEAL MTB Inner Chamois Short

Sizes: XS-XL

Fit: Slim

Fabric: 92% Polyester, 8% Spandex







LEGACY PANTS

Designed in collaboration with 4-time UCI DH World Champion

STYLE

1. Stream-lined design for aerodynamics while riding/ racing DH
2. Pre-shaped leg and high waistband provide a good and comfortable fit on the bike

FEATURES

3. Lightweight fast-wicking, quick-drying, breathable fabric
4. 4-way stretch
5. Stretch panels on thighs, top of seat, waist and ankles for improved freedom-of-movement
6. Abrasion-resistant seat panels
7. Lazer-cut ventilation holes
8. 2 side zipper pockets
9. Handy hang tab on back of waist for drying and storage
10. Double-popper waist closure with side adjustment belts for secure and precise fit
11. Padded back waistband for added comfort

MATCH


12. Matches with all Jerseys in the range
13. Available in various colours



Sizes: 28-38

Fit: Comfort

Fabric: 100% Polyester



TRAILFINDER PANTS



AVAILABLE
AS
WOMEN'S

AVAILABLE
AS
Youth

Best good price-performance ratio.

STYLE

1. Stream-lined design for aerodynamics while riding

FEATURES

2. Lightweight, quick-drying, breathable fabric
3. 2-way stretch
4. Stretch panels on thighs, top of seat, waist and ankles for improved freedom-of-movement
5. Abrasion-resistant seat panels
6. Lazer-cut ventilation holes
7. 2 side zipper pockets
8. Elastic waistband with adjustable ratchet closure system for a secure and snug fit

MATCH

9. Matches with all Jerseys in the range
10. Available in various colours



Sizes Men: 28-38

Sizes Women: XS-XL

sizes youth: 22 - 26

Fit: Slim

Fabric: 100% Polyester





MUD WP SHORTS



Fully waterproof with taped seams throughout

STYLE

1. Cut: Over-knee
2. Ergonomically pre-formed legs fit easily over knees and pads even when pedalling
3. The pre-shaped legs and high back waistband for great on-bike fit and
4. comfort

FEATURES

5. 3-layer 100% waterproof breathable material (10,000mm / 10,000g/m²)
6. Fully taped seams throughout
7. 2 side pockets with water-resistant zippers
8. Handy hang tab on back of waist for drying and storage
9. Double-popper waist closure with side adjustment belts for secure and precise fit

MATCH


10. Compatible with O'NEAL MTB Inner Chamois Short

Sizes: 28 / 30/32/34/36/38

Fit: Regular

Fabric: 100% Nylon

Waterproof & breathable



PREDATOR WP PANTS

PREDATOR WP Pants offer you 100% protection in rainy and wet conditions

STYLE

1. Extended legs for top of shoes cover
2. Pre-curved leg tailoring and high back waistband for great on-bike fit and comfort

FEATURES

3. 2.5-layer 100% waterproof breathable super soft material (10,000mm / 10,000g/m²)
4. Fully taped seams throughout
5. 2 side pockets with water-resistant zippers
6. Handy hang tab on back of waist for drying and storage
7. Double-popper waist closure with side adjustment belts for secure and precise fit
8. Silver prints on legs

MATCH


9. Compatible with O'NEAL MTB Inner Chamois Short

Sizes: 28-40

Fit: Comfort

Fabric: 90% Polyester, 10% Nylon

Waterproof & breathable





MTB SHORTS & PANTS FACTS



SHORTS	ELEMENT FR SHORTS	ROCKSTACKER SHORTS	PINT IT SHORTS	MATRIX CHAMOIX SHORTS	MATRIX SHORTS	SOUL WOMEN'S SHORTS
Length	over-knee	over-knee	above-knee	over-knee	over-knee	Over-knee
Pre-shaped legs	✗	✓	✓	✗	✗	✓
Inner liner pants	✗	✗	✗	✓	✗	✗
Lightweight, breathable and quick-drying fabric	✓	✓	✓	✓	✓	✓
Stretch material	✓	✓	✗	✓	✓	✓
Abrasion-resistant pads	seat, side	✗	seat	✗	✗	✗
Adjustable waist	✓	✓	✓	✗	✗	✓
Laser-cut ventilation holes	✓	✓	✓	✗	✗	✓
Ratchet closure system	✗	✗	✗	✗	✗	✗
Pockets	✗	✗	✓ 2	✗	✗	✗
Zip pockets	✓ 2	✓ 2	✓ 1	✓ 1	✓ 1	✓ 2
Reflective print	✗	✗	✗	✗	✗	✗
Water Proof & breathable	✗	✗	✗	✗	✗	✗
Women sizes available	✓	✗	✗	✗	✓	✓
Youth sizes available	✓	✗	✗	✗	✗	✗
Sizes men	28 - 38	28 - 38	28 - 38	28 - 38	28 - 38	✗
Sizes women	XS - XL	✗	✗	✗	XS - XL	XS - XL
Sizes Youth	22 - 28	✗	✗	✗	22 - 28	✗
Fit	slim	slim	comfort	relaxed	relaxed	comfort
Fabric	90% Polyester, 10% Nylon	100% Polyester	100% Polyester	100% Polyester	100% Polyester	98% Polyester, 8% Spandex
Use	Downhill	Trail	Trail	Trail	Trail	Trail



LONG PANTS

LEGACY PANTS

TRAILFINDER PANTS (MEN & WOMEN)

	ankle	ankle
Length		
Pre-shaped legs	✓	✗
Inner liner pants	✗	✗
Lightweight, breathable and quick-drying fabric	✓	✓
Stretch material	✓	✓
Abrasion-resistant pads	seat	seat
Adjustable waist	✓	✗
Laser-cut ventilation holes	✓	✓
Ratchet closure system	✗	✓
Zip pockets	✓ 2	✓ 2
Reflective print	✗	✗
Water Proof & breathable	✗	✗
Women sizes available	✓	✓
Youth sizes available	✓	✓

Sizes men

28 - 38

28 - 38

Sizes women

✗

XS - XL

Sizes Youth

✗

22 - 26

Fit

comfort

slim

Fabric

100% Polyester

100% Polyester

Use

Downhill

Trail

WATERPROOF

MUD WP SHORT

PREDATOR WP PANTS

	over-knee	extended legs
Length		
Pre-shaped legs	✓	✓
Inner liner pants	✗	✗
Lightweight, breathable and quick-drying fabric	✗	✗
Stretch material	✗	✗
Abrasion-resistant pads	✗	✗
Adjustable waist	✓	✓
Laser-cut ventilation holes	✗	✗
Ratchet closure system	✗	✗
Zip pockets	✓ 2	✓ 2
Reflective print	✗	✓
Water Proof & breathable	✓	✓
Women sizes available	✗	✗
Youth sizes available	✗	✗

Sizes men

28 - 38

28 - 40

Sizes women

✗

✗

Sizes Youth

✗

✗

Fit

comfort

comfort

Fabric

100% Nylon

90% Polyester,
10% Nylon

Use

Rain

Rain



JACKETS & RAINWEAR

MTB VEST



MTB VEST PRO



BREEZE



BREEZE WP



SPLASH



SHORE



TSUNAMI



SHORE RAIN PANTS



TSUNAMI PANTS



MTB VEST



COMFORT WHILE RIDING

1. Water-resistant windproof short-sleeved MTB vest
2. Perspiration moisture escape with incredibly breathable fabric
3. Extra cooling and air ventilation while riding with top 2/3 mesh back
4. Mud and water spray resistant fabric on bottom 1/3 of back
5. Water-repellent auto-lock front zipper

ON-THE-BIKE FIT

6. Close and comfortable fit with elasticated arm holes
7. Sung fit thanks to a singled-handed adjustable waist
8. Perfect cut for riding thanks to drop tail and shorter front

EXTRA DETAILS

9. Prevent backpack straps slipping with silicone grips on shoulders
10. Prevent unfastening while riding with an autolock front zipper
11. Reflective logos front and back

MATCH

12. Matches with all rain pants

Sizes: S-XL

Fit: Comfort

Fabric: 100% Polyester



WIND PROOF
FRONT



EXTRA
COOLING



MUD & WATER
RESISTANT



REFLECTIVE
PRINT



MTB VEST PRO



COMFORT WHILE RIDING

1. Water-resistant windproof short-sleeved MTB vest
2. Soft shell front material gives additional warmth and waterproofness
3. Perspiration moisture escape with incredibly breathable rear fabric
4. Water-repellent auto-lock front zipper

ON-THE-BIKE FIT

5. Close and comfortable fit with elasticated arm holes
6. Sung fit thanks to a singled-handed adjustable waist
7. Perfect cut for riding thanks to drop tail and shorter front

EXTRA DETAILS

8. Auto-lock zipper chest and rear pockets
9. Prevent backpack straps slipping with silicone grips on shoulders
10. Prevent unfastening while riding with an autolock front zipper
11. Reflective logos front and back

MATCH

12. Matches with all rain pants

Sizes: S-XL

Fit: Comfort

Fabric: 100% Polyester



BREEZE RAIN JACKET



COMFORT WHILE RIDING

1. Water-resistant windproof jacket
2. Breathable fabric allows perspiration moisture escape

ON-THE-BIKE FIT

3. Elasticated cuffs and waist for a comfortable fit and to help keep the rain out
4. Perfect cut for riding thanks to drop tail and shorter front

EXTRA DETAILS

5. Reflective logos
6. Highly packable to take in pack when riding

MATCH

7. Matches to all rain pants

Sizes: XS-XXL

Fit: Comfort

Fabric: 100% Polyester

Available in Black and Neon Yellow



WATER-
REPELLENT
FABRIC

WIND PROOF

REFLECTIVE
PRINT

SMALL
PACK SIZE



BREEZE WP JACKET



COMFORT WHILE RIDING

1. Fully waterproof riding jacket
2. Fully taped seams throughout
3. Breathable fabric allows perspiration moisture escape
4. Water-repellent auto-lock front zipper
5. Comfortable 2-way stretch fabric

ON-THE-BIKE FIT

6. Elasticated cuffs and waist for a comfortable fit and to help keep the rain out
7. Perfect cut for riding thanks to drop tail and shorter front

EXTRA DETAILS

8. Reflective logos
9. 2.5-layer 100% waterproof breathable super soft material (10,000mm / 10,000g/m²)

MATCH

10. Matches to all rain pants

Sizes: XS-XXL

Fit: Comfort

Fabric: 100% Polyester

Available in Black



SPLASH RAIN JACKET



COMFORT WHILE RIDING

1. Fully waterproof main fabric
2. Fully taped seams throughout
3. Side mesh panels give extra ventilation

ON-THE-BIKE FIT

4. Elasticated cuffs and waist for a comfortable fit and to help keep the rain out
5. Perfect cut for riding thanks to drop tail and shorter front

EXTRA DETAILS

6. Reflective logos

MATCH

7. Matches to whole rainwear range

Sizes: S-XXL

Fit: Comfort

Fabric: 100% PVC





SHORE RAIN JACKET



COMFORT WHILE RIDING

1. Fully waterproof riding jacket
2. Fully taped seams throughout
3. Ventilation zips on the forearm
4. Extra comfort thanks to breathable mesh lining
5. Breathable fabric allows perspiration moisture escape
6. Comfortable inner collar made of fleece

ON-THE-BIKE FIT

7. Elasticated cuffs and waist for a comfortable fit and to help keep the rain out
8. Perfect cut for riding thanks to drop tail and shorter front
9. Precurved sleeves

EXTRA DETAILS

10. Silver reflective stripes on the back and collar
11. 2 large side pockets and a chest pocket with water-repellent zippers
12. Individual size adjustment through cuffs with adjustable Velcro fastener

MATCH

13. Match with O'NEAL Shore Rain Pants

Sizes: XS-XXL

Fit: Comfort

Fabric: 100% Polyester



TSUNAMI RAIN JACKET



The ultimate protection against the elements on and off the bike.

FEATURES

1. 3-Layer fully taped waterproof and breathable jacket
2. 10 000mm waterproof rating
3. 10 000g breathability rating
4. Soft-touch material
5. Full length waterproof front zipper
6. Hood with 3-point adjustment
7. Adjustable waist and Velcro® wrist adjustment to protect further from rain and wind

EXTRA DETAILS

8. 2 fully waterproof side hand-warmer pockets
9. Internal fully waterproof pocket to keep phone/ media dry
10. Waterproof zipper underarm air vents for added ventilation when needed

MATCH

11. Match with O'NEAL Tsunami Pants

Sizes: S-XXL

Fit: Comfort

Fabric: 100% Polyester





SHORE RAIN PANTS



COMFORT WHILE RIDING

- 1. Fully waterproof riding pants
- 2. Fully taped seams throughout
- 3. Breathable fabric allows perspiration moisture escape

ON-THE-BIKE FIT

- 4. Zipper ankle closures with Velcro fasteners for easy on-and-off over boots

EXTRA DETAILS

- 5. Reflective logos

MATCH:

- 6. Match with O'NEAL Shore Jacket

Sizes: S-XXL

Fit: Comfort

Fabric: 100% Polyester



TSUNAMI PANTS

The ultimate protection against the elements on and off the bike.

FEATURES

1. 3-Layer fully taped waterproof and breathable pant
2. 10 000mm waterproof rating
3. 10 000g breathability rating
4. Soft-touch material
5. 2 fully waterproof side hand-warmer pockets

MATCH

6. Match with O'NEAL Tsunami Jacket

Sizes: S-XXL

Fit: Comfort

Fabric: 100% Polyester



WATER-
REPELLENT
FABRIC



WATERPROOFING



BREATHABLE
FABRIC

HAND-
WARMER
POCKETS



O'NEAL O'NEAL

JACKETS & RAINWEAR



	MTB VEST	MTB VEST PRO	BREEZE	BREEZE WP	SPLASH	SHORE	TSUNAMI
Windproof	✓	✓	✓	✓	✓	✓	✓
Water resistant	✓	✓	✓	✓	✓	✓	✓
Breathable	✓	✓	✓	✓	✗	✓	✓
Waterproof fabric	✗	✗	✗	✓	✓	✓	✓
Fully taped seams	✗	✗	✗	✓	✓	✓	✓
Pockets	✗	Chest x 1 Rear x 1	✗	✗	✗	Chest x 1 Side x 2	Internal x 1 Side x 2
Elasticated	Arm holes	Arm holes	Cuffs Waist	Fabric	Cuffs Waist	✗	✗
Ventilation	Mesh top 2/3 back	✗	✗	✗	Side mesh panels	Forearm zipper vents	Under arm zipper vents
Adjustable	Drawcord waist	Drawcord waist	✗	✗		Drawcord waist Velcro cuffs	Drawcord waist and hood Velcro cuffs
Hood	✗	✗	✗	✗	✗	✗	✓



MTB SHOES - SPD

THE OUTSOLE

Our SPD Shoes all share the same SPD-compatible outsole.

With a full-length shank inside the sole the SPD range is stiffer from front to back than the Flat range to help with transfer of power from legs to pedals and bike. The tread pattern still allows for easy walking off the bike and also traction on platform SPD pedals even when the clips are not engaged.

Professional riders often comment on the lateral stiffness left to right vs competitor Shoes giving great connection to the bike and reducing injury risk on hard landings and technical trails.

SOLE FLEXIBILITY



MORE FLEXIBLE

Pinned Flat
Pinned Flat Pro

Pinned SPD

LESS FLEXIBLE

Flow SPD
Session SPD



SESSION SPD



COMFORT:

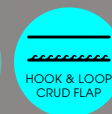
1. 120 oversized side vent perforations
2. 100+ toe vent perforations
3. Padded tongue and ankle area
4. Durable and lightweight PU upper

MAXIMUM SAFETY:

5. Velcro closure top-strap
6. Reinforced toe cap for added protection

FEATURES:

7. Easy-glide non-absorbing laces
8. Pull-on loop at back of heel
9. Additional side outsole stitching for reinforce
10. Thinner more breathable Hexagon structure padded tongue





FLOW SPD



COMFORT:

1. 120 oversized side vent perforations
2. 100+ toe vent perforations
3. Padded tongue and ankle area
4. Durable and lightweight PU upper

MAXIMUM SAFETY:

5. Velcro closure top-strap
6. Reinforced toe cap for added protection
7. Additional side outsole stitching for reinforce

FEATURES:

8. Easy-glide non-absorbing laces
9. Pull-on loop at back of heel
10. Breathable mesh panels



PINNED SPD



COMFORT:

1. Padded tongue and ankle area
2. Durable and lightweight PU upper

MAXIMUM SAFETY:

3. Reinforced toe cap for added protection
4. Additional side outsole stitching for reinforce

FEATURES:

5. 20 toe vent holes
6. Easy-glide non-absorbing laces
7. Open structure breathable padded tongue








SPD SHOES FACTS

SPD: MATERIALS AND CONSTRUCTION

All SPD Shoes have a durable and lightweight PU upper and include features that offer the ultimate balance between comfort and durability.

			
Materials and construction	PINNED SPD	FLOW SPD	SESSION SPD
Durable and lightweight PU upper	✓	✓	✓
Reinforced toe cap for added protection	✓	✓	✓
Additional side outsole stitching for reinforce	✓	✓	✓
Padded tongue and ankle area	✓	✓	✓
Pull-on loop at back of heel	✗	✓	✓
Hexagon effect tongue and ankle area	✗	✓	✓
Reinforced heel for added protection	✗	✗	✓
Increased breathability tongue	✗	✗	✓
Carbon effect ankle area	✗	✗	✓
Ankle gaiter	✗	✗	✓



SESSION SPD





PINNED SPD & FLOW SPD

SPD: VENTILATION AND COOLING

All SPD Shoes have perforations in the uppers allowing moisture escape and cooling but still preventing water ingress.

In addition as you move up the range there are additional features to promote this and increase on-bike comfort and performance.

			
Ventilation and cooling	PINNED SPD	FLOW SPD	SESSION SPD
20 toe vent holes	✓	✓	✓
Open structure breathable padded tongue	✓	✓	✓
100+ toe vent perforations	✓	✓	✓
Breathable mesh panels	✗	✓	✓
120 oversized side vent perforations	✗	✓	✓
Thinner more breathable Hexagon structure padded tongue	✗	✗	✓

	PINNED SPD	FLOW SPD	SESSION SPD
Lacing			
Laces	✓	✓	✓
Velcro closure top-strap	✗	✓	✓
Micro-adjust lacing dial	✗	✗	✓

SPD: LACING

All SPD Shoes have perforations in the uppers allowing moisture escape and cooling but still preventing water ingress.

In addition as you move up the range there are additional features to promote this and increase on-bike comfort and performance.

SESSION SPD



FLOW SPD



PINNED SPD





MTB SHOES - FLAT

THE OUTSOLE

Compared to our SPD shoes the FLAT range have more flexible soles to increase traction on the pedals, providing the perfect balance between grip, power transfer and foot repositioning.

SOLE FLEXIBILITY



MORE FLEXIBLE

Pinned Flat
Pinned Flat Pro

Pinned SPD

LESS FLEXIBLE

Flow SPD
Session SPD







PINNED PRO FLAT



COMFORT:

1. 20 toe vent holes
2. 32 side vent perforations
3. Durable and lightweight PU upper

MAXIMUM SAFETY:

4. Padded tongue and ankle area
5. Reinforced toe cap for added protection
6. Additional side outsole stitching for reinforce

FEATURES:

7. Removable and interchangeable foot-bed
8. Open structure breathable padded tongue
9. Honey Rubber® Hexagon tread
10. High-cut padded inner ankle



PINNED FLAT



COMFORT:

1. 20 toe vent holes
2. 32 side vent perforations
3. Durable and lightweight PU upper

MAXIMUM SAFETY:

4. Padded tongue and ankle area
5. Reinforced toe cap for added protection
6. Additional side outsole stitching for reinforce

FEATURES:

7. Removable and interchangeable foot-bed
8. Open structure breathable padded tongue
9. Honey Rubber® Hexagon tread





FLAT SHOES FACTS

THE OUTSOLE

All FLAT Shoes have our Honey Rubber® Hexagon outsole: Designed to deliver the perfect balance between traction when you need it most and the ability to repositioned your feet on even the gnarliest of trails.



The outsole	PINNED FLAT	PINNED PRO FLAT
Honey Rubber® Hexagon tread	✓	✓
Removable and interchangeable foot-bed	✓	✓
SuperGrip softer rubber compound	✗	✗

Materials and construction	PINNED FLAT	PINNED PRO FLAT
Durable and lightweight PU upper	✓	✓
Reinforced toe cap for added protection	✓	✓
Additional side outsole stitching for reinforce	✓	✓
Padded tongue and ankle area	✓	✓
High-cut padded inner ankle	✗	✓

MATERIALS AND CONSTRUCTION

All FLAT Shoes have a durable and lightweight PU upper and include features that offer the ultimate balance between comfort and durability.

The laces are designed not to absorb water quickly and to slide more easily to assist tying and untying.





PINNED FLAT



PINNED PRO FLAT

VENTILATION AND COOLING

All FLAT Shoes have perforations in the uppers allowing moisture escape and cooling but still preventing water ingress.

		
Ventilation and cooling	PINNED FLAT	PINNED PRO FLAT
20 toe vent holes	✓	✓
32 side vent perforations	✓	✓
Open structure breathable padded tongue	✓	✓





BODY PROTECTION - SOFT

MADASS PROTECTOR JACKET



BP JACKET



BP SLEEVE



BP VEST



STV LONG



STV SHORT



IMPACT LITE



PRO SHORT



MADASS PROTECTOR JACKET



FEATURES:

1. The ultimate soft protection jacket
2. Optimum protection with soft & comfortable IPX® protectors on back, shoulders and elbows
3. Full length front zipper with comfortable paddings on chest
4. Front inner pocket for optional IPX® protector 1621-3 Level 1 for optimum protection
5. Versatile riding options with removable forearm protection
6. Perfect individual fit with size-adjustable straps on the forearms
7. Optimum ventilation while riding with extensive mesh venting
8. Perfect fit and maximum safety with integrated and height-adjustable kidney belt
9. Neckbrace compatible design with sewn-on tabs for optimal attachment
10. Certified EN1621-2 Level 2 on back and EN1621-1 Level 1 shoulders and elbows





BP JACKET



CONSTRUCTION & FIT:

1. Comfortable 4-way stretch material
2. Light protection foam padding chest and rib areas

MAXIMUM SAFETY:

3. IPX® shoulder protection EN1621-1 Level 2
4. IPX® back protector EN1621-2 Level 2
5. IPX® elbow protection EN1621-1 Level 1
6. Optional IPX® chest inserts EN1621 Level 1

FEATURES:

7. Neckbrace compatible with attachment tabs
8. Water bladder loop construction in chest area
9. Tool pocket integrated



BP SLEEVE



CONSTRUCTION & FIT:

1. Comfortable 4-way stretch material
2. Light protection foam padding chest and rib areas

MAXIMUM SAFETY:

3. IPX® shoulder protection EN1621-1 Level 2
4. IPX® back protector EN1621-2 Level 2
5. Optional IPX® chest inserts EN1621 Level 1

FEATURES:

6. Neckbrace compatible with attachment tabs
7. Water bladder loop construction in chest area
8. Tool pocket integrated





BP VEST



CONSTRUCTION & FIT:

1. Comfortable 4-way stretch material
2. Light protection foam padding chest and rib areas

MAXIMUM SAFETY:

3. IPX® back protector EN1621-2 Level 2
4. Optional IPX® chest inserts EN1621 Level 1

FEATURES:

5. Neckbrace compatible with attachment tabs
6. Water bladder loop construction in chest area
7. Tool pocket integrated



STV LONG



CONSTRUCTION & FIT:

1. Breathable, fast-wicking, quick-drying material
2. Full length auto-lock front zipper
3. Drop tail and shorter front

MAXIMUM SAFETY:

4. Vented IPX® shoulder protection. EN1621-1 Level 2
5. Vented IPX® elbow protection. EN1621-1 Level 1
6. Embossed back padding
7. Embossed chest and kidney padding

FEATURES:

8. Neckbrace compatible with attachment tabs
9. Thumb loops





STV SHORT



CONSTRUCTION & FIT:

- 1. Breathable, fast-wicking, quick-drying material
- 2. Full length auto-lock front zipper
- 3. Drop tail and shorter front

MAXIMUM SAFETY:

- 4. Vented IPX® shoulder protection. EN1621-1 Level 2
- 5. Embossed back padding
- 6. Embossed chest and kidney padding

FEATURES:

- 7. Neckbrace compatible with attachment tabs



IMPACT LITE



CONSTRUCTION & FIT:

1. Breathable, fast-wicking, quick-drying material
2. Full length auto-lock front zipper
3. Drop tail and shorter front

MAXIMUM SAFETY:

4. Vented IPX® shoulder protection. EN1621-1 Level 2
5. Embossed back padding





PRO SHORT



CONSTRUCTION & FIT:

1. Coolmax® chamois inset for added comfort

MAXIMUM SAFETY:

2. High-density, EVA foam on hips and thighs for added protection when falling

FEATURES:

3. Integrated pad venting for increased breathability while riding
4. Pads are ergonomically designed to be as comfortable and unobtrusive as possible when worn under riding shorts and pants
5. Flat double seams, an elastic waist and Spandex mesh materials on the legs promise the perfect fit.







BODY PROTECTION - SOFT FACTS



MADASS

Plastic concept	✗
Soft concept	✓
Multiple sizes	✓
Individual size adjustments	✓
Individualization options	✗
Neckbrace compatible	✓
Kidney Belt	✓
CE - 14021	✗
CE-1621 Level 1	✓
CE-1621 Level 2	✓



BP VEST



BP SLEEVE



BP JACKET

BP RANGE	BP VEST	BP SLEEVE	BP JACKET
Comfortable 4-way stretch material	✓	✓	✓
Neckbrace compatible with attachment tabs	✓	✓	✓
Water bladder loop construction in chest area	✓	✓	✓
Light protection foam padding chest and rib areas	✓	✓	✓
Tool pocket integrated	✓	✓	✓
IPX® back protector EN1621-2 Level 2	✓	✓	✓
Optional IPX® chest inserts EN1621 Level 1	✓	✓	✓
IPX® shoulder protection EN1621-1 Level 2	✗	✓	✓
IPX® elbow protection EN1621-1 Level 1	✗	✗	✓



STV RANGE	IMPACT LITE	STV SHORT	STV LONG
Breathable, fast-wicking, quick-drying material	✓	✓	✓
Neckbrace compatible with attachment tabs	✓	✓	✓
Embossed back padding	✓	✓	✓
Full length auto-lock front zipper	✓	✓	✓
Drop tail and shorter front	✓	✓	✓
Vented IPX® shoulder protection. EN1621-1 Level 2	✓	✓	✓
Embossed chest and kidney padding	✓	✓	✓
Vented IPX® elbow protection. EN1621-1 Level 1	✗	✗	✓
Thumb loops	✗	✗	✓





BODY PROTECTION - RIGID

SPLIT CHEST PROTECTOR PRO (ADULT & YOUTH)



SPLIT CHEST PROTECTOR LITE (ADULT & YOUTH)



UNDERDOG PROTECTOR JACKET (ADULT & YOUTH)



PXR STONESHIELD



PEEWEE CHEST GUARD



SPLIT CHEST PROTECTOR

FEATURES:

1. Slim plastic concept protection in 3 sizes
2. Ergonomic fit with two-part backside construction
3. Bio foam padding for more comfort
4. Perfect fit by multiple size adjustments
5. Detachable front- & back for individual solutions – Backside strap available
6. Optimized airflow and cooling with vented design
7. Neck Brace compatible shape
8. CE certified according to EN 14021 (Stoneshield)
9. Adult recommended height 156cm to 170cm (S/M); from 170cm (L/XL)
10. Youth Recommended height 140cm to 155cm

ADDITIONAL FEATURES FOR PRO:

11. More protection with removable EVA protection inserts on front and back
12. Lower, removable rip protection - easy to take of via TPR flap
13. Additional, removable shoulder protection
14. CE Certified: Front EN 1621-3 Level 2; Back EN 1621-2 Level 2



Image shows SPLIT CHEST PRO





UNDERDOG PROTECTOR JACKET & YOUTH



FEATURES:

1. Off-road plastic concept protector jacket for optimized all-round protection
2. Safe impact protection thanks to heavy-duty plastic elements on the back, chest, shoulders and elbows
3. Increased riding comfort by ergonomic three-part back-construction
4. Easy handling with full length front zipper
5. Innovative textiles with 4-way stretch for optimal flexibility, freedom of movement and excellent ventilation
6. Individual size adjustment by using adjustable stretch straps
7. More safety and an improved fit thanks to the elastic kidney belt
8. Neck Brace compatible shape including fixation loops
9. Certified to EN1621-2 Level 1



PXR STONESHIELD



FEATURES:

1. MX chest protector with plastic concept
2. One size fits all with 3-stage height size adjustments
3. Adjustable and removable upper arm covers
4. Individual fit with elastic adjustable hip straps
5. CE certified according to EN 14021 (Stoneshield)





PEEWEE CHEST GUARD



FEATURES:

1. Comfortable, lightweight upper body protection for children aged 4 to 9 years
2. Optimum protection with durable plastic parts on shoulders, chest and back
3. Increased comfort by using biofoam padding on the inside
4. Easy size adjustment with elastic straps at waist and upper arms
5. Enhanced ventilation with mesh material and perforated foam

Attention: this is not personal protective equipment according to directive 89/686/EEC



BODY PROTECTION - RIGID FACTS



	PEEWEE	PXR	UNDERDOG	SPLIT	SPLIT PRO
Plastic concept	✓	✓	✓	✓	✓
Soft concept	✗	✗	✗	✗	✗
Multiple sizes	✓	✗	✓	✓	✓
Individual size adjustments	✓	✓	✓	✓	✓
Individualization options	✗	✗	✗	✓	✓
Neckbrace compatible	✗	✗	✓	✓	✓
Kidney Belt	✗	✗	✗	✗	✗
CE - 14021	✗	✓	✗	✓	✗
CE-1621 Level 1	✗	✗	✓	✗	✗
CE-1621 Level 2	✗	✗	✗	✗	✓



MTB KNEE PROTECTION

Something for all riders, all levels, all conditions. The choice of MTB Knee Guards available can be somewhat overwhelming. Depending on whether you are a newbie, ride-all-day or prefer to send it in the park, you may be looking for different qualities in your knee guard. Here is our guide to help you make the best choice for your riding.

KNEE PROTECTION	BETTER	BEST
STARTING OUT	<p>DIRT KNEE</p> 	<p>TRAIL FR KNEE</p> 
PEDAL ALL DAY	<p>SUPERFLY KNEE</p> 	<p>JUNCTION LITE</p> 
ULTIMATE PROTECTION	<p>REDEEMA KNEE</p> 	<p>SINNER RAID</p> 





SINNER RAID



CONSTRUCTION & FIT:

1. Comfortable, durable main material
2. Silicone gripper strips inside for better fit
3. Soft inner breathable lining for comfort

MAXIMUM SAFETY:

4. IPX® foam, soft while riding, hardens on impact
5. Hook-and-loop strap for extra security
6. Vented IPX® protection
7. Additional vented hard plastic shin protection

FEATURES:

8. Additional high-density foam pads
9. Open mesh behind knees for increased breathability
10. Open-cell foam main fabric for increased breathability



REDEEMA KNEE



CONSTRUCTION & FIT:

1. Comfortable, durable main material
2. Silicone gripper strips inside for better fit
3. Soft inner breathable lining for comfort

MAXIMUM SAFETY:

4. Removeable IPX® foam inside, soft while riding, hardens on impact
5. Hook-and-loop strap for extra security
6. Certified EN 1621-1 Level 2 (Knee)

FEATURES:

7. Additional high-density foam pads
8. Open mesh behind knees for increased breathability
9. Open-cell foam main fabric for increased breathability





JUNCTION LITE



CONSTRUCTION & FIT:

1. Comfortable, durable main material
2. Silicone gripper strips inside for better fit

MAXIMUM SAFETY:

3. IPX® foam, soft while riding, hardens on impact
4. Hook-and-loop strap for extra security
5. Vented IPX® protection
6. Certified to EN 1621-1 Level 1 (Knee)

FEATURES:

7. Additional high-density foam pads
8. Open mesh behind knees for increased breathability
9. Micro-perforation in main material for increased breathability



SUPERFLY KNEE

CONSTRUCTION & FIT:

1. Comfortable, durable main material
2. Silicone gripper strips inside for better fit

MAXIMUM SAFETY:

3. Removeable IPX® foam inside, soft while riding, hardens on impact
4. Certified EN 1621-1 Level 1





TRAIL FR KNEE



CONSTRUCTION & FIT:

1. Hard plastic carbon-look knee and shin protection
2. Comfortable, durable main material
3. Soft inner breathable lining for comfort

MAXIMUM SAFETY:

4. Knee protection
5. Additional protection
6. Hook-and-loop strap for extra security
7. Certified EN 14021

FEATURES:

8. Quick on and off without removing shoes
9. Open mesh/ back construction behind knees for increased breathability
10. Open-cell foam main fabric for increased breathability



DIRT KNEE

AVAILABLE
AS
Youth



CONSTRUCTION & FIT:

1. Comfortable, durable main material

MAXIMUM SAFETY:

2. Removeable IPX® foam inside, soft while riding, hardens on impact
3. Hook-and-loop strap for extra security

FEATURES:

4. Open mesh/back construction behind knees for increased breathability





KNEE PROTECTION FACTS



STARTING OUT	DIRT	TRAIL FR
Knee protection	✓	✓
Additional protection	✓	✓
Comfortable, durable main material	✓	✓
Hook-and-loop strap(s) for extra security	✓	✓
Open mesh/ back construction behind knees for increased breathability	✓	✓
Open-cell foam main fabric for increased breathability	✗	✓
Soft inner breathable lining for comfort	✗	✓
Quick on and off without removing shoes	✗	✓



PEDAL ALL DAY	SUPERFLY	JUNCTION
IPX® foam, soft while riding, hardens on impact	✓	✓
Comfortable, durable main material	✓	✓
Silicone gripper strips inside for better fit	✓	✓
Open mesh behind knees for increased breathability	✗	✓
Vented IPX® protection	✗	✓
Hook-and-loop strap(s) for extra security	✗	✓
Micro-perforation in main material for increased breathability	✗	✓
Additional high-density foam pads	✗	✓



ULTIMATE PROTECTION	REDEEMA	SINNER RAID
IPX® foam, soft while riding, hardens on impact	✓	✓
Comfortable, durable main material	✓	✓
Hook-and-loop strap(s) for extra security	✓	✓
Silicone gripper strips inside for better fit	✓	✓
Soft inner breathable lining for comfort	✓	✓
Additional high-density foam pads	✓	✓
Open mesh behind knees for increased breathability	✓	✓
Open-cell foam main fabric for increased breathability	✓	✓
Vented IPX® protection	✗	✓
Additional vented hard plastic shin protection	✗	✓





MTB ELBOW PROTECTION

REDEEMA ELBOW



DIRT ELBOW



REDEEMA ELBOW



CONSTRUCTION & FIT:

1. Open-cell foam main fabric for increased breathability
2. Silicone gripper strips inside for better fit

MAXIMUM SAFETY:

3. Removeable IPX® foam inside, soft while riding, hardens on impact
4. Hook-and-loop strap for extra security
5. Certified EN 1621-1 Level 1 for elbow protectors

FEATURES:

6. Comfortable, durable Lycra main material – breathable, fast-wicking, quick-drying
7. Open mesh inside elbow for increased breathability





DIRT ELBOW

AVAILABLE
AS
Youth



CONSTRUCTION & FIT:

1. Silicone gripper strips inside for better fit
2. Comfortable, durable main material

MAXIMUM SAFETY:

3. Removeable IPX® foam inside, soft while riding, hardens on impact
4. Hook-and-loop strap for extra security
5. Certified EN 1621-1 Level 1 for elbow protectors

FEATURES:

6. Open mesh inside elbow for increased breathability



ELBOW PROTECTION FACTS



ELBOW PROTECTION	DIRT	REDEEMA
Comfortable, durable main material	✓	✓
IPX® foam, soft while riding, hardens on impact	✓	✓
Hook-and-loop top strap for extra security	✓	✓
Silicone gripper strips inside for better fit	✓	✓
Open mesh inside elbow for increased breathability	✓	✓
Open-cell foam main fabric for increased breathability	✗	✓





GOGGLES RANGE

B-50



B-30



B-20



B-10



B-ZERO



AIRFLAP™



B-50



GREAT CONCEPT:

1. Revolutionary magnetic double-lens (silver mirror)
2. Frameless design for maximum field of vision & perfect ventilation

FEATURES & SAFETY:

3. Equipped with double lens silver mirror
4. Maximum safety with high impact resistant polycarbonate injected double lens
5. Anti-scratch & Anti-fog
6. No slipping with jacquard webbing strap (40mm) with triple silicon stripes and TPR patch
7. Triple foam layer for maximum comfort, durability & moisture wicking
8. Tear-off pins integrated
9. Regular & laminated tear-offs available
10. Double lenses available in clear, gray, yellow, radium red, radium blue and silver mirror
11. All lenses are 100% UV filtering
12. All tinted lenses are 100% protective against UVA/B/C rays
13. Meets standard EN1938 for motorcycle eyewear and exceeds all ANSI standards


PROPACK:

14. Includes 1 x B-50 Goggle black, 3 double spare lenses (clear, yellow, radium blue), 10 pcs tear-offs, 1 x Mudflap, 1 x goggle pouch





B-30



GREAT CONCEPT:


1. 1 concept, 2 different goggles
2. 1 lens for all
3. Minimalistic & modern frame design for maximum field of vision & perfect ventilation

FEATURES & SAFETY:

4. Equipped with radium single lens
5. Frame design including outriggers for better fit
6. Anti-scratch & anti-fog coating
7. 50mm jacquard webbing strap design with triple silicon stripes
8. Nose guard included
9. Maximum safety with high impact resistant polycarbonate injected lenses
10. Clear vision on all spare lenses with anti-scratch & anti-fog coating
11. Perfect sweat absorption and riding comfort thanks to the three-layer, embossed foam with a recess in the nose area
12. Tear-off pins integrated
13. Regular and laminated Tear-Offs available
14. Single lenses available in clear, gray, yellow, radium red, radium blue and silver mirror
15. All lenses are 100% UV filtering
16. All tinted lenses are 100% protective against UVA/B/C rays
17. Meets standard EN1938 for motorcycle eyewear and exceeds all ANSI standards



B-20



GREAT CONCEPT:

1. 1 concept, 3 different goggles
2. 1 lens for all
3. Minimalistic & modern frame design for maximum field of vision & perfect ventilation

FEATURES & SAFETY:

4. Equipped with clear or radium single lens
5. Anti-scratch coating
6. 40mm jacquard webbing strap design with triple silicon stripes
7. Maximum safety with high impact resistant polycarbonate injected lenses
8. Clear vision on all spare lenses with anti-scratch & anti-fog coating
9. Triple foam layer for maximum comfort, durability & moisture wicking
10. Tear-off pins integrated
11. Regular tear-offs available
12. Single lenses available in clear, gray, yellow, radium red, radium blue and silver mirror
13. Nose guard suitable
14. All lenses are 100% UV filtering
15. All tinted lenses are 100% protective against UVA/B/C rays
16. Meets standard EN1938 for motorcycle eyewear and exceeds all ANSI standards





B-10

AVAILABLE
AS
Youth



CONCEPT:

1. Modern, regular frame design with improved field of vision
2. Frame design for optimum ventilation
3. Most graphics & colors are available on this model

FEATURES & SAFETY:

4. Equipped with clear, radium or silver mirror single lenses
5. Optical polycarbonate lenses with anti-scratch & anti-fog coating
6. High standard lenses made in Europe
7. 40mm sublimated & jacquard webbing strap design with triple silicon stripes
8. Triple foam layer with recessed nose area for maximum comfort & breathability (adult)
9. Double foam layer with recessed nose area for maximum comfort & breathability (Youth)
10. Tear-off pins integrated
11. Regular & laminated tear-offs available
12. Spare lenses anti-fog & anti-scratch available in multiple colors.
13. All lenses are 100% UV filtering
14. Meets standard EN1938 for motorcycle eyewear and exceeds all ANSI norms



B-ZERO



CONCEPT:

1. Regular frame design
2. Economic goggle available in 10pcs box
3. Clean graphics & colors
4. Minimum price

FEATURES & SAFETY:

5. Equipped with optical polycarbonate clear single lens
6. Anti-scratch coating
7. 40mm jacquard webbing strap design with triple silicon stripes
8. Double layer face foam
9. Spare lenses in clear available
10. Meets standard EN1938 for motorcycle eyewear






AIRFLAPS™







FEATURES & SAFETY







1. AIRFLAPS™ increases ventilation by lifting the Goggle off the face
2. Maximum airflow without sacrificing protection
3. Simple installation with 3M double face fixation
4. Can be operated single handed during riding
5. Compatible with any MX Goggle
6. Distance between Goggle & face can be adjusted up to 10mm





GOGGLE FACTS

						
GOGGLE CONSTRUCTION	B-ZERO	B-10	B-10 YOUTH	B-20	B-30	B-50
Classic frame	✓	✓	✓	✗	✗	✗
Frameless design	✗	✗	✗	✓	✓	✓
Double layer foam	✓	✗	✓	✗	✗	✗
Triple layer foam	✗	✓	✗	✓	✓	✓
Strap 40mm	✓	✓	✓	✓	✗	✓
Strap 50mm	✗	✗	✗	✗	✓	✗
Strap silicon stripes	✓	✓	✓	✓	✓	✓
Outrigger	✗	✗	✗	✗	✓	✗
Nose Guard	✗	✗	✗	✗	✓	✗
Embossed shaped face foam	✗	✗	✗	✗	✓	✗
Foam Recess on nose area	✗	✓	✓	✗	✓	✗

						
LENS CONSTRUCTION	B-ZERO	B-10	B-10 YOUTH	B-20	B-30	B-50
Optical polycarbonat lens	✓	✓	✓	✗	✗	✗
Injected lens	✗	✗	✗	✓	✓	✓
100% UV protection	✓	✓	✓	✓	✓	✓
Single lens	✓	✓	✓	✓	✓	✗
Double lens	✗	✗	✗	✗	✗	✓
Anti scratch	✓	✓	✓	✓	✓	✓
Anti fog	✗	✓	✓	✗	✓	✓
Magnetic	✗	✗	✗	✗	✗	✓
Tear off Pins	✗	✓	✓	✓	✓	✓



GLOVES RANGE

BUTCH



HARDWEAR



SNIPER ELITE



MAYHEM



ELEMENT



MATRIX



WINTER WP



WINTER



PALM SAVER



BUTCH



FEATURES:

1. Pre-curved fit for maximum comfort
2. Added comfort and flexibility with 4-way stretch lycra panels
3. Thermoplastic elastomer applications for added protection
4. Increased protection with pre-shaped carbon knuckle protection
5. Unrestricted riding control and maximum grip with durable double layer and vented Nanofront palm with silicone printings
6. Maximum comfort with seamless rollover fingertips
7. Adjustable hook & loop wrist closure for secure and adjustable fit
8. Wrist covering with extended cuffs
9. Touchscreen compatible

Sizes: S-XXL

Fit: Ergonomic

Fabric: 44% Synthetic leather, 35% Nylon, 9% TPR, 6% Cotton, 6% Neoprene

Available in Black and White





HARDWEAR



FEATURES:

1. Pre-curved fit for maximum comfort
2. Added comfort and flexibility with 4-way stretch lycra panels
3. Palm protection with double layer synthetic leather palm
4. Unrestricted riding control and maximum grip with durable double layer and vented Nanofront palm with silicone printings
5. Comfortable knuckle protection with high density one piece hidden knuckle protector
6. Thermoplastic elastomer applications for added protection
7. Maximum comfort with seamless rollover fingertips
8. Secure and adjustable fit with hook & loop wrist closure
9. Wrist covering with extended cuffs
10. Touchscreen compatible

Sizes: S-XXL

Fit: Ergonomic

Fabric: 50% Polyester, 45% Nylon, 5% Polyurethane

Available in Black



ADJUSTABLE
WRIST
CLOSURE

L
SYNTHETIC
LEATHER PALM

SILICONE
SILICONE GRP
COATING

RUBBER
PATCHES

ROLLOVER
FINGERTIPS

TOUCHSCREEN
compatible

SNIPER ELITE



FEATURES:

1. Pre-curved fit for maximum comfort
2. Added comfort and flexibility with 4-way-stretch lycra panels
3. Palm protection with double layer and padded synthetic leather palm and reinforced thumb
4. Thermoplastic elastomer applications for padded synthetic leather palm and reinforced thumb
5. Silicone printing for improved grip and braking control
6. Maximum comfort with seamless rollover fingertips
7. Secure and adjustable fit with hook & look wrist closure
8. Touchscreen compatible

Sizes: S-XXL

Fit: Comfort

Fabric: 80% Nylon, 20% Polyurethane

In multiple colorways available



ADJUSTABLE
WRIST
CLOSURE

SYNTHETIC
LEATHER PALM

SILICONE
GRIP
COATING

VENTED MESH

RUBBER
PATCHES

ROLLOVER
FINGERTIPS

TOUCHSCREEN
compatible



MAYHEM



FEATURES:

1. Pre-curved fit for maximum comfort
2. Added comfort and flexibility with 4-way stretch lycra panels
3. Single layer vented Nanofront palm offers unrestricted feel and control while ensuring durability
4. Silicone printing for improved grip and braking control
5. Maximum comfort with seamless rollover fingertips
6. Secure and adjustable fit with hook & loop wrist closure
7. Touchscreen compatible

Sizes: S-XXL

Fit: Comfort

Fabric: 60% Polyester, 25% Nylon, 10% Synthetic leather, 5% TPR

Available in multiple prints



ELEMENT



AVAILABLE
AS
WOMEN'S

AVAILABLE
AS
Youth

FEATURES:

1. Pre-curved fit for maximum comfort
2. Palm protection with double layer synthetic leather palm and reinforced thumb
3. Added comfort and flexibility with 4-way-stretch lycra panels
4. Increased airflow and cooling with vented mesh top
5. Thermoplastic elastomer applications for added protection
6. Silicone printing for improved grip and braking control
7. Secure and adjustable fit with hook & loop wrist closure
8. Touchscreen compatible

Sizes Men: S-XXL

sizes Women: S-XXL

Sizes Youth: XS-XL

Fit: Comfort

Fabric: 42% Synthetic leather, 35% Nylon, 15% TPR, 8% Polyester

Available in multiple colors



RUBBER
PATCHES





MATRIX



AVAILABLE
AS
Youth

FEATURES:

1. Pre-curved fit for maximum comfort
2. Increased airflow and cooling through vented mesh top
3. Palm protection with double pacer synthetic leather palm
4. Long-lasting, lightweight and flexible materials for the perfect fit
5. Secure and adjustable fit with hook & loop wrist closure

Sizes men: S-XXL

Sizes youth: XS-XL

Fit: Ergonomic, pre-curved tailoring

Fabric: 42% Synthetic leather, 40% Nylon, 15% Polyester

Available in multiple colors



ADJUSTABLE
WRIST
CLOSURE



SYNTHETIC
LEATHER PALM

WINTER WP



FEATURES:

1. Pre-curved fit for maximum comfort
2. Comfortable water-repellent softshell upper layer for warmth retention in wet and cold conditions
3. Waterproof and breathable multi-layer Hipora® membrane for optimal comfort
4. Synthetic double layer palm with wind-stopper function
5. Secure and adjustable fit with hook & look wrist closure
6. Silicone printing for improved grip and braking control
7. Extended cuffs for more warmth retention
8. Silver prints for better visibility in all conditions

Sizes: S-XXL

Fit: Comfort

Fabric: 40% Nylon, 35% Polyurethane, 22% Polyester, 3% Neoprene

Available in Black





WINTER



FEATURES:

1. Pre-curved fit for maximum comfort
2. Windproof and water-resistant fabric for warmth retention in wet conditions
3. Synthetic double layer palm with wind-stopper function
4. Secure and adjustable fit with hook & loop wrist closure
5. Silicone printing for improved grip and braking control
6. Extended cuffs for more warmth retention
7. Silver prints for better visibility in all conditions

Sizes: S-XXL

Fit: Comfort

Fabric: 48% Nylon, 29% Polyester, 20% Polyurethane, 3% Neoprene

Available in Black



SYNTHETIC
LEATHER PALM



SILICONE
GRIP
COATING



AIRPRENE
WIRST
CLOSURE



COLD
PROTECTION

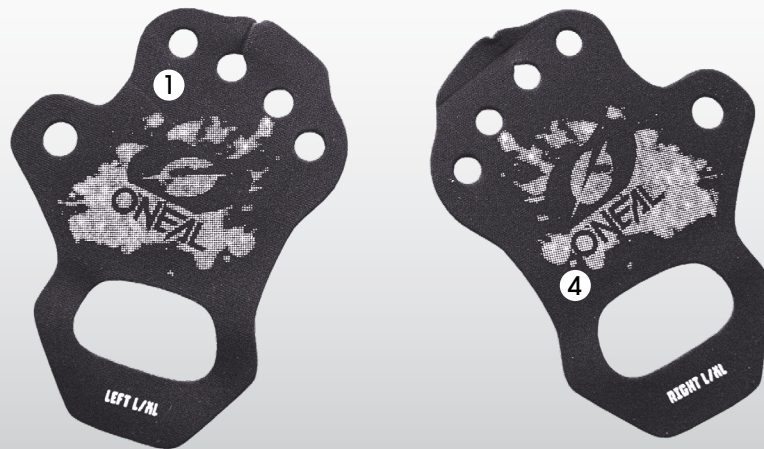
PALM SAVER

FEATURES:

1. Prevent blisters
2. Easy and comfortable to wear underneath your gloves
3. Available in S/M and L/XL
4. To fit correctly orientate with O'Neal logo towards you

Fabric: 95% Neoprene, 5% Nylon

Available in Black































GLOVES FACTS

									
	BUTCH	HARDWEAR	SNIPER	MAYHEM	ELEMENT	MATRIX	WINTER WP	WINTER	PALM SAVER
Single layer palm	✗	✗	✗	✓	✗	✓	✓	✓	✓
Double layer palm	✓	✓	✓	✗	✓	✓	✗	✗	✗
Nanofront palm	✓	✓	✗	✓	✗	✗	✗	✗	✗
Palm foam paddings	✗	✗	✓	✗	✗	✗	✗	✗	✗
Lycra stretch panels	✓	✓	✓	✓	✓	✓	✓	✓	✗
Perforated fabrics	✗	✗	✗	✗	✗	✓	✗	✗	✗
Rollover fingertips	✓	✓	✓	✓	✗	✗	✗	✗	✗
Re-inforced thumb	✓	✓	✓	✓	✓	✗	✗	✗	✗
Knuckle protection	✓	✓	✓	✗	✗	✗	✗	✗	✗
Velcro closure	✓	✓	✓	✓	✓	✓	✓	✓	✗
Rubber applications	✓	✓	✓	✗	✓	✗	✗	✗	✗
Silicon printings	✓	✓	✓	✓	✓	✗	✗	✗	✗
Windproof	✗	✗	✗	✗	✗	✗	✓	✓	✗
Waterproof	✗	✗	✗	✗	✗	✗	✓	✗	✗
Touchscreen compatible	✓	✓	✗	✓	✓	✗	✗	✗	✗


















LIST OF FEATURES
















Product	Category	Feature	Icons	Description
MTB Helmets	Closure system	O'Neal Fidlock® magnetic buckle		The magnetic Fidlock® buckle system uses a combination of magnets and mechanical locking to secure the helmet's chin strap. It allows for easy one-handed operation, offering quick and convenient fastening and release while maintaining a secure and reliable connection.
		Microlock		Microlock is an easy to operate ratchet chin strap closure with precise adjustment and secure fit
	Size adjustment	3D Multi-Positioning System		Perfect individual fit by using a size adjuster wheel for the head circumference. Additional height options for an excellent head position
	Safety system	IPX® ACells		IPX® ACells are strategically placed alongside the EPS of the helmet and designed to reduce head injuries caused by rotational- and low speed impacts during crashing.
		E.Q.R.S		Emergency Quick Release System for helmet cheek pads allows for swift and effortless removal of the cheek pads during emergency situations, enabling prompt helmet removal without compromising the wearer's safety. This feature aids first responders in efficiently accessing the rider's head, providing necessary medical attention or facilitating the helmet removal process in a way that minimizes the risk of exacerbating any potential injuries.
	Shell construction	ABS		The outer shell is made of Acrylonitrile Butadiene Styrene (ABS) material, offering ideal protection and strength
		Carbon		The lightweight outer shell is made of carbon fiber. The shell is extremely strong with excellent impact resistance and offers a perfect strength-to-weight ratio with enhanced protection
		Inmold Technology		The inmold technology involves fusing the outer shell and the EPS together creating a single, integrated structure. It offers excellent impact protection and ventilation with a minimum weight
	Visor/Shield	Break-away screw		Break-away-screws are specifically design to break after an impact on the visor of the helmet. By braking away forces to the head are reduced. It provides additional safety in case of a crash.
		Height adjustable visor		Adjustable positions
	Special Features	Hydration hose guide		Easy operating click in device to securely fix your hydration hose on your helmet
		GoPro mount		
	Certification	EN1078		European safety standard for bicycle helmets
		ASTM		ASTM F1952 is an american safety standard for Downhill helmets and was specially tailored to the needs of downhill riders. It is not required by law in europe.
		CPSC		American safety standard for the general bicycle use and is valid for all bicycle helmets sold in USA

Product	Category	Feature	Description
Soft gear	Construction	 WITH HOOD	With hood
		 TAGLESS NECK DESIGN	Tagless neck design
		 INFINITY	Infinity collar and cuff design for ultimate comfort and performance
		 ZIPPED POCKETS	Hidden secure side back pocket in seam with zipper closure. Handy for stashing key, bank card, lift pass, etc
		 O'NEAL MIT INNER SHORT COMPATIBLE	Optional extra to provide an inner short complete with comfortable, contoured, breathable chamois pad for extra comfort when riding
		Ratchet closure	Elastic waist with adjustable ratchet closure system. For a secure and comfortable fit
		 360°	360-degree adjustable belt. Even pressure around the entire waist for optimum fit and comfort
		 RUBBER PATCHES	Rubber patches. Additional rubber applications for enhanced protection
		 LEATHER HEAT SHIELD	Leather heat shield
	Material	 390g (+25)	Lightweight
		 F500LIFE	Durable and lightweight denier fabrics
		 STRETCH	4-way-stretch for increased freedom-of-movement and comfort while riding
		 ELASTIC	elastic material
		 MOISTURE-WICKING	Fast-wicking material. To remove perspiration moisture away from the skin for increased comfort while riding
		Breathable	Breathable material to allow perspiration moisture escape for increased comfort while riding









LIST OF FEATURES








Product	Category	Feature	Description
Soft Gear	Material		Mesh panels for extra ventilation and comfort
			Quick-drying material to maintain comfort levels after rain fall and perspiration
			Laser cut venting to promote airflow and cooling along with perspiration moisture escape for increased comfort while riding
			Windproof
			Waterrepellent
			Waterproof
			Material for added warmth while riding in colder conditions
	special features		Built-in goggle/ sunglasses wipe. Located on the inside of the front hem to keep clean and dry while riding and allowing easy wiping of goggles and sunglasses when stopped
			Silicone printing on the inside of waistband. To help grip the jersey when tucked in and prevent it coming out when riding
			Reflective print for more safety while riding in the dark
Shoes	Construction		SPD cleat compatible
			Quick-lace-system. Single-handed pull cord for easy and quick fastening and release
			Hook-and-loop mud flap. Complete coverage of the lacing area for secure closure and protection from mud and water
			Micro-adjustable ratchet lacing system. For precise and customizable fit, easy adjustability on the go with even pressure distribution for improved comfort and performance as well as quick-release unfastening
	Foot-bed		Lightweight, removable and washable EVA footbed

Product	Category	Feature	Description
Shoes	Sole		Honey Rubber® Hexagon Adventure outsole for the ultimate traction both on and off the bike
			Thanks to a membrane in the upper construction which keeps water from coming in but at the same time allows perspiration moisture to escape, keeping the feet dry and maintaining a comfortable temperature
			Lycra® ankle gaiter to prevent entry of dirt, debris and cold wind into the shoe for added comfort while riding
Gloves	Construction		Airprene wrist closure. Comfortable synthetic material with excellent flexibility, durability and breathability
			Ideal individual closure adjustment with hook and loop rubber closure flap
			Rubber patches. Additional rubber applications on outer glove shell for enhanced protection
			Pre-shaped Carbon look Hardshell one-piece knuckle protector incorporated on the outer glove shell
			Seamless rollover fingertips. Maximum comfort without seams on fingertips
	Material		Enhanced comfort and flexibility by using 4-way stretch panels
			Multi-layer Hipora® membrane. Breathable layer, which provides waterproofing and windproofing capabilities while allowing moisture to escape. Keeps your hand dry and comfortable
			Added comfort with vented material
			Cold protection
			Waterproof
	Palm		Durable and flexible synthetic leather palm material for excellent grip and ideal abrasion resistance
			Thin high grip palm material offers unrestricted feel and control and maximum comfort



LIST OF FEATURES

Product	Category	Feature	Description
Gloves	Palm		Silicone printing on palm provides enhanced grip and a nice look and feel
	Special features		Touchscreen compatible
Goggles	Construction		Magnetic goggle. Two-piece magnetic goggle with maximum field of vision and easy to operate lens change
	Lens	3D molded lens	Durable and resistant pre-shaped injected lens for maximum impact protection
		100% UV	Blocks harmful ultraviolet rays to protect the eyes from sun damage
			Anti-fog & Anti-scratch coating
			Tear-off pins are mounted on the outside of the lens to incorporate tear-off films
	special features	Removable nose guard	Easy to apply Nose cover for additional protection on your MX / MTB goggle
	Certification		All products meet the necessary standards for safety, performance, and quality. CE certification for PPE (Personal protective equipment) items involves compliance with specific directives and standards, such as the Personal Protective Equipment Regulation (EU) 2016/425. Depending on the category there are different standards and different protection levels.
		ANSI	Fulfills the standards of the american national standard institute
		EN1938	EN1938 for motorcycle eyewear: Fulfills the specific standard for offroad motorcycles

Product	Category	Feature	Description
Protectors	Construction	Rigid	Hard protection
			IPX® impact protection foam is soft and suppler while riding but hardens instantly on impact providing protection in the event of a crash
			Giving the jacket extra versatility to alternate between short sleeved in warmer conditions and long sleeved jacket when colder and/ or when more protection is needed
			Carbon look finish
	Material		To maintain comfort levels after rain fall and perspiration
		Breathable	To allow perspiration moisture escape for increased comfort while riding
			Multiple ventilation holes. To promote airflow and cooling along with perspiration moisture escape for increased comfort while riding
			For increased freedom-of-movement and comfort while riding
	Special features		Neckbrace compatible
	Certification	EN14021	
		EN1621-1 Level 1	
		EN1621-1 Level 2	
		EN1621-2 Level 1	
		EN1621-2 Level 2	
		EN1621-3 Level 1	
		EN1621-3 Level 2	

NOTES

This image shows a single sheet of white paper with horizontal ruling lines. The lines are evenly spaced and run across the width of the page. There are no margins, text, or other markings on the paper.



Products and colors are subject to change.
Please confirm all information with your
O'NEAL representative or online prior to
ordering. Thank you for choosing O'NEAL.

O'NEAL EUROPE

O'Neal Europe GmbH & Co. KG,
Erich-Blum-Strasse 33, 71665
Vaihingen/Enz, GERMANY

Phone: +49 (0) 7042 28900-0
Email: info@oneal-europe.com

www.oneal.eu
www.oneal-b2b.com